

02

# Advanced SQL



Intro to Database Systems  
15-445/15-645  
Fall 2019

AP

Andy Pavlo  
Computer Science  
Carnegie Mellon University

# RELATIONAL LANGUAGES

---

User only needs to specify the answer that they want, not how to compute it.

The DBMS is responsible for efficient evaluation of the query.

→ Query optimizer: re-orders operations and generates query plan

# SQL HISTORY

---

Originally “**SEQUEL**” from IBM’s **System R** prototype.

- Structured English Query Language
- Adopted by Oracle in the 1970s.

IBM releases DB2 in 1983.

ANSI Standard in 1986. ISO in 1987

- Structured Query Language

# SQL HISTORY

---

Current standard is **SQL:2016**

- **SQL:2016** → JSON, Polymorphic tables
- **SQL:2011** → Temporal DBs, Pipelined DML
- **SQL:2008** → **TRUNCATE**, Fancy sorting
- **SQL:2003** → XML, windows, sequences, auto-gen IDs.
- **SQL:1999** → Regex, triggers, OO

Most DBMSs at least support **SQL-92**

- System Comparison: <http://troels.arvin.dk/db/rdbms/>

# RELATIONAL LANGUAGES

---

Data Manipulation Language (DML)

Data Definition Language (DDL)

Data Control Language (DCL)

Also includes:

- View definition
- Integrity & Referential Constraints
- Transactions

Important: SQL is based on **bags** (duplicates) not **sets** (no duplicates).

# TODAY'S AGENDA

---

Aggregations + Group By  
String / Date / Time Operations  
Output Control + Redirection  
Nested Queries  
Common Table Expressions  
Window Functions



# EXAMPLE DATABASE

**student(sid, name, login, gpa)**

sid	name	login	age	gpa
53666	Kanye	kayne@cs	39	4.0
53688	Bieber	jbieber@cs	22	3.9
53655	Tupac	shakur@cs	26	3.5

**course(cid, name)**

cid	name
15-445	Database Systems
15-721	Advanced Database Systems
15-826	Data Mining
15-823	Advanced Topics in Databases

**enrolled(sid, cid, grade)**

sid	cid	grade
53666	15-445	C
53688	15-721	A
53688	15-826	B
53655	15-445	B
53666	15-721	C

# AGGREGATES

---

Functions that return a single value from a bag of tuples:

- **AVG(col)** → Return the average col value.
- **MIN(col)** → Return minimum col value.
- **MAX(col)** → Return maximum col value.
- **SUM(col)** → Return sum of values in col.
- **COUNT(col)** → Return # of values for col.





# AGGREGATES

---

Aggregate functions can only be used in the **SELECT** output list.

*Get # of students with a “@cs” login:*

```
SELECT COUNT(login) AS cnt  
FROM student WHERE login LIKE '%@cs'
```

# AGGREGATES

---

Aggregate functions can only be used in the **SELECT** output list.

*Get # of students with a “@cs” login:*

```
SELECT COUNT(login) AS cnt  
FROM student WHERE login LIKE '%@cs'
```

# AGGREGATES

Aggregate functions can only be used in the **SELECT** output list.

*Get # of students with a “@cs” login:*

```
SELECT COUNT(login) AS cnt  
FROM student WHERE login LIKE '%@cs'
```

```
SELECT COUNT(*) AS cnt  
FROM student WHERE login LIKE '%@cs'
```

# AGGREGATES

Aggregate functions can only be used in the **SELECT** output list.

*Get # of students with a “@cs” login:*

```
SELECT COUNT(login) AS cnt  
FROM student WHERE login LIKE '@cs'
```

```
SELECT COUNT(*) AS cnt  
FROM student WHERE login LIKE '@cs'
```

```
SELECT COUNT(1) AS cnt  
FROM student WHERE login LIKE '@cs'
```

# MULTIPLE AGGREGATES

*Get the number of students and their average GPA that have a “@cs” login.*

```
SELECT AVG(gpa), COUNT(sid)
FROM student WHERE login LIKE '@cs'
```

AVG(gpa)	COUNT(sid)
3.25	12

# DISTINCT AGGREGATES

**COUNT**, **SUM**, **AVG** support **DISTINCT**

*Get the number of unique students that have an “@cs” login.*

```
SELECT COUNT(DISTINCT login)
FROM student WHERE login LIKE '%@cs'
```

COUNT(DISTINCT login)
10

# AGGREGATES

Output of other columns outside of an aggregate is undefined.

*Get the average GPA of students enrolled in each course.*

```
SELECT AVG(s.gpa), e.cid  
  FROM enrolled AS e, student AS s  
 WHERE e.sid = s.sid
```

AVG(s.gpa)	e.cid
3.5	???

# GROUP BY

Project tuples into subsets and calculate aggregates against each subset.

```
SELECT AVG(s.gpa), e.cid  
  FROM enrolled AS e, student AS s  
 WHERE e.sid = s.sid  
GROUP BY e.cid
```

e.sid	s.sid	s.gpa	e.cid
53435	53435	2.25	15-721
53439	53439	2.70	15-721
56023	56023	2.75	15-826
59439	59439	3.90	15-826
53961	53961	3.50	15-826
58345	58345	1.89	15-445



# GROUP BY

Project tuples into subsets and calculate aggregates against each subset.

```
SELECT AVG(s.gpa), e.cid
  FROM enrolled AS e, student AS s
 WHERE e.sid = s.sid
GROUP BY e.cid
```

e.sid	s.sid	s.gpa	e.cid
53435	53435	2.25	15-721
53439	53439	2.70	15-721
56023	56023	2.75	15-826
59439	59439	3.90	15-826
53961	53961	3.50	15-826
58345	58345	1.89	15-445



AVG(s.gpa)	e.cid
2.46	15-721
3.39	15-826
1.89	15-445

# GROUP BY

Project tuples into subsets and calculate aggregates against each subset.

```
SELECT AVG(s.gpa), e.cid
  FROM enrolled AS e, student AS s
 WHERE e.sid = s.sid
GROUP BY e.cid
```

e.sid	s.sid	s.gpa	e.cid
53435	53435	2.25	15-721
53439	53439	2.70	15-721
56023	56023	2.75	15-826
59439	59439	3.90	15-826
53961	53961	3.50	15-826
58345	58345	1.89	15-445



AVG(s.gpa)	e.cid
2.46	15-721
3.39	15-826
1.89	15-445

## GROUP BY

---

Non-aggregated values in **SELECT** output clause must appear in **GROUP BY** clause.

```
SELECT AVG(s.gpa), e.cid, s.name  
  FROM enrolled AS e, student AS s  
 WHERE e.sid = s.sid  
GROUP BY e.cid
```



# GROUP BY

---

Non-aggregated values in **SELECT** output clause must appear in **GROUP BY** clause.

```
SELECT AVG(s.gpa), e.cid, s.name  
  FROM enrolled AS e, student AS s  
 WHERE e.sid = s.sid  
 GROUP BY e.cid, s.name
```

# HAVING

Filters results based on aggregation computation.

Like a **WHERE** clause for a **GROUP BY**

```
SELECT AVG(s.gpa) AS avg_gpa, e.cid  
  FROM enrolled AS e, student AS s  
 WHERE e.sid = s.sid  
      AND avg_gpa > 3.9  
 GROUP BY e.cid
```



# HAVING

---

Filters results based on aggregation computation.

Like a **WHERE** clause for a **GROUP BY**

```
SELECT AVG(s.gpa) AS avg_gpa, e.cid  
  FROM enrolled AS e, student AS s  
 WHERE e.sid = s.sid  
 GROUP BY e.cid  
 HAVING avg_gpa > 3.9;
```

# HAVING

Filters results based on aggregation computation.

Like a **WHERE** clause for a **GROUP BY**

```
SELECT AVG(s.gpa) AS avg_gpa, e.cid  
  FROM enrolled AS e, student AS s  
 WHERE e.sid = s.sid  
 GROUP BY e.cid  
 HAVING avg_gpa > 3.9;
```

AVG(s.gpa)	e.cid
3.75	15-415
3.950000	15-721
3.900000	15-826



avg_gpa	e.cid
3.950000	15-721

# STRING OPERATIONS

	String Case	String Quotes
<b>SQL-92</b>	<b>Sensitive</b>	<b>Single Only</b>
Postgres	Sensitive	Single Only
MySQL	Insensitive	Single/Double
SQLite	Sensitive	Single/Double
DB2	Sensitive	Single Only
Oracle	Sensitive	Single Only

**WHERE UPPER(name) = UPPER('KaNyE')** **SQL-92**

**WHERE name = "KaNyE"** **MySQL**



# STRING OPERATIONS

**LIKE** is used for string matching.

String-matching operators

→ '%' Matches any substring (including empty strings).

→ '\_' Match any one character

```
SELECT * FROM enrolled AS e
WHERE e.cid LIKE '15-%'
```

```
SELECT * FROM student AS s
WHERE s.login LIKE '%@c_'
```

# STRING OPERATIONS

SQL-92 defines string functions.

→ Many DBMSs also have their own unique functions

Can be used in either output and predicates:

```
SELECT SUBSTRING(name,0,5) AS abbrev_name  
FROM student WHERE sid = 53688
```

```
SELECT * FROM student AS s  
WHERE UPPER(e.name) LIKE 'KAN%'
```

# STRING OPERATIONS

SQL standard says to use **||** operator to concatenate two or more strings together.

```
SELECT name FROM student
WHERE login = LOWER(name) || '@cs'
```

SQL-92

```
SELECT name FROM student
WHERE login = LOWER(name) + '@cs'
```

MSSQL

```
SELECT name FROM student
WHERE login = CONCAT(LOWER(name), '@cs')
```

MySQL

# DATE/TIME OPERATIONS

---

Operations to manipulate and modify **DATE/TIME** attributes.

Can be used in either output and predicates.

Support/syntax varies wildly...

**Demo: Get the # of days since the beginning of the year.**

# OUTPUT REDIRECTION

Store query results in another table:

- Table must not already be defined.
- Table will have the same # of columns with the same types as the input.

```
SELECT DISTINCT cid INTO CourseIds  
FROM enrolled;
```

SQL-92

```
CREATE TABLE CourseIds (  
SELECT DISTINCT cid FROM enrolled);
```

MySQL

# OUTPUT REDIRECTION

Insert tuples from query into another table:

- Inner **SELECT** must generate the same columns as the target table.
- DBMSs have different options/syntax on what to do with duplicates.

```
INSERT INTO CourseIds SQL-92  
(SELECT DISTINCT cid FROM enrolled);
```

# OUTPUT CONTROL

## ORDER BY <column\*> [ASC|DESC]

→ Order the output tuples by the values in one or more of their columns.

```
SELECT sid, grade FROM enrolled
WHERE cid = '15-721'
ORDER BY grade
```

sid	grade
53123	A
53334	A
53650	B
53666	D

# OUTPUT CONTROL

## ORDER BY <column\*> [ASC|DESC]

→ Order the output tuples by the values in one or more of their columns.

```
SELECT sid, grade FROM enrolled
WHERE cid = '15-721'
ORDER BY grade
```

sid	grade
53123	A
53334	A
53650	B
53666	D

```
SELECT sid FROM enrolled
WHERE cid = '15-721'
ORDER BY grade DESC, sid ASC
```

sid
53666
53650
53123
53334



# OUTPUT CONTROL

---

## **LIMIT <count> [offset]**

- Limit the # of tuples returned in output.
- Can set an offset to return a “range”

```
SELECT sid, name FROM student  
WHERE login LIKE '%@cs'  
LIMIT 10
```

# OUTPUT CONTROL

## **LIMIT <count> [offset]**

- Limit the # of tuples returned in output.
- Can set an offset to return a “range”

```
SELECT sid, name FROM student  
WHERE login LIKE '%@cs'  
LIMIT 10
```

```
SELECT sid, name FROM student  
WHERE login LIKE '%@cs'  
LIMIT 20 OFFSET 10
```

# NESTED QUERIES

---

Queries containing other queries.

They are often difficult to optimize.

Inner queries can appear (almost) anywhere in query.

Outer Query → **SELECT name FROM student WHERE  
sid IN (SELECT sid FROM enrolled)** ← Inner Query

# NESTED QUERIES

*Get the names of students in '15-445'*

```
SELECT name FROM student  
WHERE ...
```

sid in the set of people that take 15-445

# NESTED QUERIES

---

*Get the names of students in '15-445'*

```
SELECT name FROM student
WHERE ...
    SELECT sid FROM enrolled
    WHERE cid = '15-445'
```

# NESTED QUERIES

---

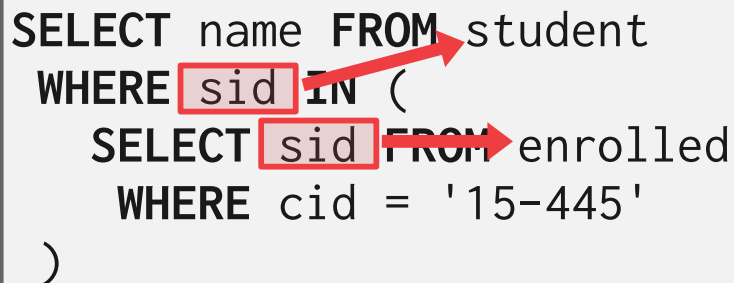
*Get the names of students in '15-445'*

```
SELECT name FROM student
WHERE sid IN (
    SELECT sid FROM enrolled
    WHERE cid = '15-445'
)
```

# NESTED QUERIES

*Get the names of students in '15-445'*

```
SELECT name FROM student
WHERE sid IN (
  SELECT sid FROM enrolled
  WHERE cid = '15-445'
)
```



# NESTED QUERIES

---

**ALL** → Must satisfy expression for all rows in sub-query

**ANY** → Must satisfy expression for at least one row in sub-query.

**IN** → Equivalent to '**=ANY()**'.

**EXISTS** → At least one row is returned.



# NESTED QUERIES

---

*Get the names of students in '15-445'*

```
SELECT name FROM student
WHERE sid = ANY(
  SELECT sid FROM enrolled
  WHERE cid = '15-445'
)
```

# NESTED QUERIES

---

*Get the names of students in '15-445'*

```
SELECT (SELECT S.name FROM student AS S
        WHERE S.sid = E.sid) AS sname
FROM enrolled AS E
WHERE cid = '15-445'
```

# NESTED QUERIES

---

*Find student record with the highest id that is enrolled in at least one course.*

```
SELECT MAX(e.sid), s.name  
  FROM enrolled AS e, student AS s  
 WHERE e.sid = s.sid;
```

## NESTED QUERIES

*Find student record with the highest id that is enrolled in at least one course.*

```
SELECT MAX(e.sid), s.name  
  FROM enrolled AS e, student AS s  
 WHERE e.sid = s.sid;
```



Won't work in SQL-92. This runs in SQLite, but not Postgres or MySQL (v5.7 with strict mode).

# NESTED QUERIES

---

*Find student record with the highest id that is enrolled in at least one course.*

```
SELECT sid, name FROM student  
WHERE ...
```

"Is greater than every other sid"

# NESTED QUERIES

---

*Find student record with the highest id that is enrolled in at least one course.*

```
SELECT sid, name FROM student
WHERE sid is greater than every
      SELECT sid FROM enrolled
```

# NESTED QUERIES

*Find student record with the highest id that is enrolled in at least one course.*

```
SELECT sid, name FROM student
  WHERE sid => ALL(
    SELECT sid FROM enrolled
  )
```

sid	name
53688	Bieber

# NESTED QUERIES

*Find student record with the highest id that is enrolled in at least one course.*

```
SELECT sid, name FROM student
WHERE sid IN (
  SELECT sid, name FROM student
  WHERE sid IN (
    SELECT MAX(sid) FROM enrolled
  )
)
```



# NESTED QUERIES

*Find student record with the highest id that is enrolled in at least one course.*

```

SELECT sid, name FROM student
WHERE sid IN (
  SELECT sid, name FROM student
  WHERE sid IN (
    SELECT sid FROM enrolled
    ORDER BY sid DESC LIMIT 1
  )
)
  
```

# NESTED QUERIES

*Find all courses that has no students enrolled in it.*

```
SELECT * FROM course
WHERE ...
```

*“with no tuples in the ‘enrolled’ table”*

cid	name
15-445	Database Systems
15-721	Advanced Database Systems
15-826	Data Mining
15-823	Advanced Topics in Databases

sid	cid	grade
53666	15-445	C
53688	15-721	A
53688	15-826	B
53655	15-445	B
53666	15-721	C

# NESTED QUERIES

---

*Find all courses that has no students enrolled in it.*

```
SELECT * FROM course
WHERE NOT EXISTS(
  tuples in the 'enrolled' table
)
```

# NESTED QUERIES

*Find all courses that has no students enrolled in it.*

```
SELECT * FROM course
WHERE NOT EXISTS(
  SELECT * FROM enrolled
  WHERE course.cid = enrolled.cid
)
```

cid	name
15-823	Advanced Topics in Databases

# NESTED QUERIES

*Find all courses that has no students enrolled in it.*

```
SELECT * FROM course
WHERE NOT EXISTS(
  SELECT * FROM enrolled
  WHERE course.cid = enrolled.cid
)
```

cid	name
15-823	Advanced Topics in Databases

# WINDOW FUNCTIONS

---

Performs a "sliding" calculation across a set of tuples that are related.

Like an aggregation but tuples are not grouped into a single output tuples.

```
SELECT ... FUNC-NAME(...) OVER (...)  
FROM tableName
```

# WINDOW FUNCTIONS

Performs a "sliding" calculation across a set of tuples that are related.

Like an aggregation but tuples are not grouped into a single output tuples.

*How to "slice" up data*  
Can also sort

```
SELECT ... FUNC-NAME(...) OVER (...)
FROM tableName
```

Aggregation Functions  
Special Functions

# WINDOW FUNCTIONS

Aggregation functions:

→ Anything that we discussed earlier

Special window functions:

→ **ROW\_NUMBER()** → # of the current row

→ **RANK()** → Order position of the current row.

sid	cid	grade	row_num
53666	15-445	C	1
53688	15-721	A	2
53688	15-826	B	3
53655	15-445	B	4
53666	15-721	C	5

```
SELECT *, ROW_NUMBER() OVER () AS row_num  
FROM enrolled
```



# WINDOW FUNCTIONS

Aggregation functions:

→ Anything that we discussed earlier

Special window functions:

→ **ROW\_NUMBER()** → # of the current row

→ **RANK()** → Order position of the current row.

sid	cid	grade	row_num
53666	15-445	C	1
53688	15-721	A	2
53688	15-826	B	3
53655	15-445	B	4
53666	15-721	C	5

```
SELECT *, ROW_NUMBER() OVER () AS row_num  
FROM enrolled
```

# WINDOW FUNCTIONS

The **OVER** keyword specifies how to group together tuples when computing the window function.

Use **PARTITION BY** to specify group.

cid	sid	row_number
15-445	53666	1
15-445	53655	2
15-721	53688	1
15-721	53666	2
15-826	53688	1

```
SELECT cid, sid,  
       ROW_NUMBER() OVER (PARTITION BY cid)  
FROM enrolled  
ORDER BY cid
```

# WINDOW FUNCTIONS

The **OVER** keyword specifies how to group together tuples when computing the window function.

Use **PARTITION BY** to specify group.

cid	sid	row_number
15-445	53666	1
15-445	53655	2
15-721	53688	1
15-721	53666	2
15-826	53688	1

```
SELECT cid, sid,  
       ROW_NUMBER() OVER (PARTITION BY cid)  
FROM enrolled  
ORDER BY cid
```

# WINDOW FUNCTIONS

---

You can also include an **ORDER BY** in the window grouping to sort entries in each group.

```
SELECT *,  
       ROW_NUMBER() OVER (ORDER BY cid)  
FROM enrolled  
ORDER BY cid
```

# WINDOW FUNCTIONS

*Find the student with the highest grade for each course.*

```
SELECT * FROM (  
  SELECT *,  
          RANK() OVER (PARTITION BY cid  
                        ORDER BY grade ASC)  
          AS rank  
  FROM enrolled) AS ranking  
WHERE ranking.rank = 1
```

# WINDOW FUNCTIONS

*Find the student with the highest grade for each course.*

```
SELECT * FROM (  
  SELECT *,  
    RANK() OVER (PARTITION BY cid  
                  ORDER BY grade ASC)  
    AS rank  
  FROM enrolled) AS ranking  
WHERE ranking.rank = 1
```

Group tuples by cid  
Then sort by grade



# WINDOW FUNCTIONS

*Find the student with the highest grade for each course.*

```
SELECT * FROM (  
  SELECT *,  
    RANK() OVER (PARTITION BY cid  
                  ORDER BY grade ASC)  
    AS rank  
  FROM enrolled) AS ranking  
WHERE ranking.rank = 1
```

Group tuples by cid  
Then sort by grade

AS rank

# COMMON TABLE EXPRESSIONS

Provides a way to write auxiliary statements for use in a larger query.

→ Think of it like a temp table just for one query.

Alternative to nested queries and views.

```
WITH cteName AS (  
    SELECT 1  
)  
SELECT * FROM cteName
```



# COMMON TABLE EXPRESSIONS

Provides a way to write auxiliary statements for use in a larger query.

→ Think of it like a temp table just for one query.

Alternative to nested queries and views.

```
WITH cteName AS (  
    SELECT 1  
)  
SELECT * FROM cteName
```

# COMMON TABLE EXPRESSIONS

You can bind output columns to names before the **AS** keyword.

```
WITH cteName (col1, col2) AS (  
    SELECT 1, 2  
)  
SELECT col1 + col2 FROM cteName
```

# COMMON TABLE EXPRESSIONS

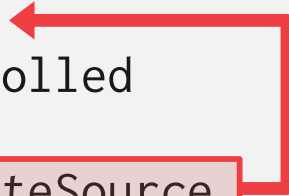
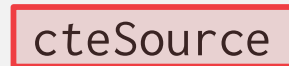
---

*Find student record with the highest id that is enrolled in at least one course.*

```
WITH cteSource (maxId) AS (  
    SELECT MAX(sid) FROM enrolled  
)  
SELECT name FROM student, cteSource  
WHERE student.sid = cteSource.maxId
```

# COMMON TABLE EXPRESSIONS


*Find student record with the highest id that is enrolled in at least one course.*

```
WITH cteSource (maxId) AS (  
    SELECT MAX(sid) FROM enrolled  
)  
SELECT name FROM student,  cteSource  
WHERE student.sid = cteSource.maxId
```

# CTE – RECURSION

*Print the sequence of numbers from 1 to 10.*

```
WITH RECURSIVE cteSource (counter) AS (  
  (SELECT 1)  
  UNION ALL  
  (SELECT counter + 1 FROM cteSource  
   WHERE counter < 10)  
)  
SELECT * FROM cteSource
```



**Demo: Postgres CTE!**

# CONCLUSION

---

SQL is not a dead language.

You should (almost) always strive to compute your answer as a single SQL statement.



# NEXT CLASS

---

## Storage Management

